

# CATALINA FLEET NEWS

Dec 2021 Jan 2022



**NHTYA**  **Newcastle and Hunter Trailer  
Yacht Association Inc.**  
[www.trailersailer.org](http://www.trailersailer.org)

[www.trailersailer.org](http://www.trailersailer.org)

Email communication

[info@NHTYA.com](mailto:info@NHTYA.com)

## Management Committee

### Commodore

Kevin Newman - 0411 157 137

### Vice Commodore

Garry Chalmers - 0490 777 627

### Past Commodore

Phillip Sparkes - 0414 223 654

### Treasurer

Charmain Mills - 0408 338 040

### Secretary

Ken Hill - 0400 208 553

### General

Peter Armstrong – 0459 547 787

Warren Parrott – 0427 658 301

Hart Peters – 0417 674 687

### Membership

Phillip Sparkes - 0414 223 654

### Race Organiser

Chris Keevers – 0437 181 446

### Cruise Organiser

Graeme Schubert - 0438 631 725

### Social Organiser

Tania Kelland – 0409 729 543

### Editor

John Pateman - 0425 361 849

### Public Officer

Phillip Sparkes - 0414 223 654

### Contact by mail

PO Box 210

Boolaroo 2284 NSW

### Deposit Details

Account name NHTYA

BSB 062822 - Account 17418617

Use your name as reference

## Contents

## Page

Commodore's Bit	3
General Meeting Minutes	4
Spring Series Race results	8
Spring Series results including OTB	9
Club Boat & Social Trophy	11
Myall Lakes theme	12
Australia day cruise	13
3 Bridges Sydney cruise	14
Wallis Lake cruise	15
Easter Myall lakes cruise	16
Tips for Cat 7 audit	17
Burke inflatable PDF'S	20
NHTYA radio presentation November meeting	26
Illawarra regatta Australia Day	30
Club Merchandise for Sale	31
NHTYA anthem	31
Program 2021-22	32

### General Meeting Notice

Notice is hereby given of a General Meeting of the Newcastle and Hunter Trailer Yacht Association.

**Tuesday 15<sup>th</sup> February 2022 at  
Club Macquarie and via ZOOM**

**Deadline for content for the  
next Newsletter: 7<sup>th</sup> Feb**

### DISCLAIMER

Nothing in the publication is, or is to be taken as advice, and, except for authorised statements, any other statements or opinion is that of the contributor or advertiser and not the NHTYA. The NHTYA its officers and members expressly disclaim any liability to any person for anything done or omitted to be done in reliance upon anything contained in this publication



## **Commodore's Bit**

Hi NHTYA members with this year finally drawing to an end it's amazing how well everyone in the club have pushed forward to keep all club activities happening .

Cruising and Racing have continued to the best we could do with Covid 19 restrictions and area shut downs, restricting travel and gatherings.

So to finish the year with a racing weekend combined with our annual Xmas Party was awesome and with a great turn out, well done to everyone.

Thanks to Tania the Xmas Party was a great night, well organised and great fun, the bbq went well with plenty members pitching in with cooking and serving thank you all, we also had three life members attend Judy Heap, Phil and Kim Sparkes and also ten kids which made the night.

Great club night and with plenty of racing on Sunday, it was a great weekend. Club program is not slowing down over the next few months with plenty happening with the annual New Year's Eve party with a Greek theme and also the inaugural Neville Heap botchy championship. Racing will also start early January and the Australia day weekend coming up so please keep an eye on the club program via the newsletter or the club web site which has all the future events.

Thank you to everyone's help making this year happen and all the help making the Xmas Party a ripper.

Thank god we can sail because we can't sing lol  
Merry Xmas Kev

## **A Message from Judy**

Thankyou to the wonderful members of the club for making Kerry and me (Judy) so welcome to the Xmas Picnic. We enjoyed it very much and it was great to see you all. We have so enjoyed the company of the members and the Lifestyle it gave us. Having received the trophy for our last race was overwhelming and the model yacht as well. Thanks so much and if anyone of you would like to pay us a visit, you would be most welcome. We have fond memories.  
Merry Xmas and Happy New Year. Judy

# **General Meeting Agenda & Minutes 15 November 2021**

**Welcome by Chair.** Commodore Kevin Newman

**Meeting Opened:** 7.06 pm

**Apologies:** Barry & Kathy White, Peter & Jacqui Armstrong, John & Carol Parker.

**Attendance:** Via Zoom - See recording. Doug Wilson & Robyn, Peter Melbourne, Brian Harrison, Hart Peters, Heather & Brian Bath, Charmin Mills & Graeme Schubert, Gary & Kirsty Channon, Doug Dyce, Chris Keevers, Warren Parrott,

**Attendance at Club Macquarie:** Kevin & Gaylene Newman, Garry Chalmers, Phil & Kim Sparkes, Ken & Tania Hill, John & Lisa Pateman, Jamie Atkinson.

## **Minutes of last meeting:**

The minutes of meeting dated 19 October 2021 as printed in November 2021 Newsletter for acceptance.

**Moved:** Hart

**Seconded:** Brian

## **Any matters arising from the previous minutes:**

**Item 1.** Correction - Higgs is a RAFF Officer

## **Correspondence: In:**

Email re Heaven can wait Regatta 5 & 6 February 2022.

**Outwards:** Nil.

## Treasurers Report as presented by Charmain Mills

<b>CB Business Account</b> Opening Balance @ 19.10.21		\$ 16,679.23
<b>Plus Receipts</b>		
Fees	\$ 610.00	\$ 610.00
Sub Total		\$ 17,289.23
<b>Less Expenses</b>		
Bank Fees	\$ 1.65	
Newcastle Locks	\$ 151.70	
Fee Overpayment Refunds	\$ 110.00	\$ 263.35
Closing Balance @ 15.11.21 as per bank statement		<b>\$ 17,025.88</b>

<b>CB Card Account</b> Opening Balance @ 19.10.21		\$ 446.90
<b>Plus Receipts</b>		Nil
<b>Less Expenses</b>		
Xero Accounting Software	\$ 25.20	
Zoom Meeting	\$ 23.09	\$ 48.29
Closing Balance @ 15.11.21 as per bank statement		<b>\$ 398.61</b>

---

**Total Accumulative Funds over all 2 accounts @ 15.11.2021 \$ 17,424.49**

---

### Sailing Australia

- Account will be due in October approx. \$500. Have we received invoice?

Thank you. Charmain Mills. Treasurer  
Barry White reimbursement of \$46. + \$47.08 for updating the boat lift extension. All agreed.

**Treasurers Report Moved:** Charmain Mills                      **Seconded:** Brian Harrison

Phil Sparkes has talked to SA and \$585 invoice sent to Charmain, however not received. SA will send again.

### **Covid Plan for 3 hr & 6 hr Race Weekend - Warren will be Covid Marshall.**

- Continue with current arrangement up to 100 people, rules are up to 1,000 people.
- We will use our QR code so If any problems people will be notified through app.

### **Racing Report as presented by Chris Keevers**

- Sailing good, Sunday iff and set course in Bay. Got the 2 races in.
- This weekend Sat is 2 races 3 & 4 around the buoys. Briefing 11.30 for 12.30 start.
- Sun races 5 & 6 will be combined. Briefing at 9am for 10 am start.

### **OTB Report by Brian.**

- Blown off map on Saturday.

### **Other racing information**

- Phil was contacted by NSW Maritime / Waterways re Aquatic Licence and for OTB and now covered.
- SA booked in for January for Race Coordinator course for Jamie Atkinson.

### **Cruising Report as presented by Graeme Schubert**

- Proposed by John Pateman to have an Australian Day Cruise on the Wednesday Australia Day, Tuesday night at Rathmines.
- The cruise in the calendar for Sat and Sun, if anyone wants to can stay to Wednesday, or come back for Wednesday. Kevin and John.
- Ken re shifting to Anzac Weekend, comments re on water traffic Heather and Brian to be cruising at Wallace Lakes on ANZAC, Phil says how about to Windsor.
- Sydney cruise to stay for February. March to be Wallace Lakes with Heather and Brian.
- New Years Eve is Ancient Greek theme. Food sb of a Greek theme, look at your history!!

### **Membership update by Phil Sparkes**

- Nil.

### **Aquatic Services update by John Pateman**

- Keith went to meeting and not yet reported back.

### **Social Report as presented by Tania Kelland**

- Christmas Party on December 11 following the days racing.
- Helpers appreciated to set up while racing is on.
- \$10pp for BBQ meats and includes bacon & eggs breakfast. BYO salads & dessert & drinks. Under 16 free.
- Get your Boat Christmas Carols underway and send to Ken for a sing along!
- Dress up as Santa or Santa's Little Helper.
- And don't forget your \$10 mystery present! And named present for your children.

### **General Business**

**Item 1.** Phil – [NHTYA@???.com](mailto:NHTYA@???.com) will have several email accounts ie secretary@nhtya. \$240.40 pa so email address goes to the next person appointed to the position. Up to 20 email addresses. Every thing is linked to ??? if gone to .com.au need an ABN number.

There will be a roll-out ie for the newsletter, on the website etc.

**Item 2.** \$1,000 from SA as a Covid grant as applied for it.

**Item 3.** Brian - CBH system from SA has been changed again, with a number of mistakes. Brian has sent a number of areas for clarification. Clubman, Noelex and Boomarang on same CBH. Brian would like a discussion on Saturday re keeping old system or moving to new system.

Cam, Chris and Georgie from the OTB have brought a Spider 22 and will be racing

**Item 4.** Leanne Saturday night Aust Day will have fireworks at Warners Bay.

**Item 5.** Kirsty - Hydra 16 Cat for OTB.

**Item 6.** John Dec cut-off date is 18 Dec 2021 for Newsletter as goes out just before Christmas Day.

**Item 7.** Doug, going to RL Nationals in January, OTB cat is filling up with water.

**Item 8.** Need 2 new tops for club gaziboos – Leanne might have a top and will check. Jamie has purchased a gas shower.

**Item 9.** Jamie has set up a new sound system which is working well at the live meeting and great to see all on Zoom.

**Meeting Closed:** 8.05 pm

**After Meeting Information Session.** Peter Melbourne on UHF Radio use. See handout sheet on website.

Need to get a licence / certificate and tighten up our radio protocols.

**Next After-Meeting Information Session** – Topic to be advised.

**Reminder.** There will be a Zoom information session in a fortnight on Tuesday evening at 6.30pm. Topic to be advised.

**Next Meeting:** 16 November 2021. It will be at Club Macquarie at 7pm and via Zoom (Please use same password & ID).

**NHTYA Secretary**

Ken Hill

## 2021 Spring Series Race 3,4,5,6, 7 & 8 Results

### Race 3

Div No	Place	Sail No	Boat Name	Elapsd	AHC	Cor'd T	CHC	Skipper	Class	Fin Tim
3	1	105	Full of Rascals	01:26:40	0.529	45:51	0.546	J Atkinson	Castle 650-No-Spin	13:56:40
3	2	100	True North	01:18:43	0.602	47:23	0.611	P Melbourne	Castle 650-No-Spin	13:48:43
1	3	88	Scallywag	01:43:13	0.460	47:29	0.466	R Potter	Sonata 7-No-Spin	14:13:13
1	4	2830	Deja vu	01:31:00	0.523	47:36	0.529	C Keevers	Farr 6000 No Spin	14:01:00
3	5	8027	Gypsea	01:18:36	0.620	48:44	0.620	P Sparkes	Clubman8GypseaNo	13:48:36
3	6	840	Aye Sea Red	01:27:47	0.560	49:10	0.558	K Hill	Noelex 25-No-Spin	13:57:47
3	7	13	Farr-2-Sirius	01:19:26	0.624	49:34	0.619	B Harrison	Farr 740 Sports	13:49:26
3	8	8006	Cross Wind	01:23:45	0.607	50:50	0.594	G Schubert	Clubman 8	13:53:45
3	9	007	Spy-C	01:30:25	0.578	52:16	0.558	B Bath	Spider24mk2NoSpin	14:00:25
2	10	502		01:35:23	0.600	57:14	0.570	J Pateman	Sabre 25-No-Spin	14:05:23
4	11	160	Only Time	01:31:11	0.640	58:21	0.608	K Newman	Ross 780-Mk3 No-Sp	14:01:11
3	DUT	25	Free Spirit		0.582			B White	Noelex 25-No-Spin	

### Race 4

Div No	Place	Sail No	Boat Name	Elapsd	AHC	Cor'd T	CHC	Skipper	Class	Fin Tim
3	1	007	Spy-C	01:07:46	0.558	37:49	0.576	B Bath	Spider24mk2NoSpin	15:27:46
3	2	840	Aye Sea Red	01:08:53	0.558	38:26	0.571	K Hill	Noelex 25-No-Spin	15:28:53
3	3	13	Farr-2-Sirius	01:03:00	0.619	39:00	0.629	B Harrison	Farr 740 Sports	15:23:00
3	4	100	True North	01:05:11	0.611	39:50	0.614	P Melbourne	Castle 650-No-Spin	15:25:11
3	5	8027	Gypsea	01:04:50	0.620	40:12	0.620	P Sparkes	Clubman8GypseaNo	15:24:50
1	6	2830	Deja vu	01:16:13	0.529	40:19	0.528	C Keevers	Farr 6000 No Spin	15:36:13
3	7	8006	Cross Wind	01:08:12	0.594	40:31	0.592	G Schubert	Clubman 8	15:28:12
3	8	105	Full of Rascals	01:15:31	0.546	41:14	0.539	J Atkinson	Castle 650-No-Spin	15:35:31
4	9	160	Only Time	01:13:51	0.608	44:54	0.578	K Newman	Ross 780-Mk3 No-Sp	15:33:51
2	10	502	Wanderer	01:19:59	0.570	45:35	0.541	J Pateman	Sabre 25-No-Spin	15:39:59
1	11	1984	Coconut Duck	01:33:48	0.600	56:17	0.570	G Chalmers	Sonata 7-No-Spin	15:53:48
1	DNF	88	Scallywag		0.466			R Potter	Sonata 7-No-Spin	
3	DUT	25	Free Spirit		0.582			B White	Noelex 25-No-Spin	

### Race 5

Div No	Place	Sail No	Boat Name	Elapsd	AHC	Cor'd T	CHC	Skipper	Class	Fin Tim
3	1	8006	Cross Wind	01:09:32	0.593	41:14	0.620	G Schubert	Clubman 8	17:09:32
3	2	13	Farr-2-Sirius	01:07:00	0.629	42:09	0.651	B Harrison	Farr 740 Sports	17:07:00
3	3	8027	Gypsea	01:08:40	0.621	42:38	0.639	P Sparkes	Clubman8GypseaNo	17:08:40
3	4	007	Spy-C	01:16:12	0.578	44:03	0.585	B Bath	Spider24mk2NoSpin	17:16:12
1	5	2830	Deja vu	01:25:10	0.529	45:03	0.529	C Keevers	Farr 6000 No Spin	17:25:10
3	6	840	Aye Sea Red	01:19:30	0.572	45:28	0.569	K Hill	Noelex 25-No-Spin	17:19:30
3	7	100	True North	01:15:10	0.615	46:14	0.607	P Melbourne	Castle 650-No-Spin	17:15:10
3	8	105	Full of Rascals	01:27:58	0.540	47:30	0.526	J Atkinson	Castle 650-No-Spin	17:27:58
4	9	160	Only Time	01:26:16	0.578	49:52	0.550	K Newman	Ross 780-Mk3 No-Sp	17:26:16
1	10	1984	Coconut Duck	01:38:53	0.570	56:22	0.541	G Chalmers	Sonata 7-No-Spin	17:38:53
1	DNS	88	Scallywag		0.466			R Potter	Sonata 7-No-Spin	
2	DNS	502	Wanderer		0.541			J Pateman	Sabre 25-No-Spin	
3	DUT	25	Free Spirit		0.582			B White	Noelex 25-No-Spin	

### Race 6 – Saturday 11 Dec 21

Div No	Place	Sail No	Boat Name	Elapsd	AHC	Cor'd T	CHC	Skipper	Class	Fin Tim
3	1	T3728	Jocimo	01:10:09	0.553	38:48	0.559	J Haig	Noelex 25-No-Spin	13:41:09
3	2	105	Full of Rascals	01:15:15	0.526	39:35	0.527	J Atkinson	Castle 650-No-Spin	13:46:15
1	3	M112	Amerthyst	01:13:27	0.540	39:40	0.540	W Hardcastle	Cygnets 20	13:44:27
1	4	6753	Fargo	01:14:53	0.530	39:41	0.530	M Earl	Farr 6000 No Spin	13:45:53
1	5	2830	Deja vu	01:15:47	0.529	40:05	0.526	C Keevers	Farr 6000 No Spin	13:46:47
3	6	8006	Cross Wind	01:07:30	0.620	41:51	0.604	G Schubert	Clubman 8	13:38:30
3	7	100	True North	01:09:15	0.607	42:02	0.590	P Melbourne	Castle 650-No-Spin	13:40:15
3	8	840	Aye Sea Red	01:22:20	0.569	46:51	0.541	K Hill	Noelex 25-No-Spin	13:53:20
3	DNS	13	Farr-2-Sirius		0.651			B Harrison	Farr 740 Sports	



### Race 7 – Sunday 12 Dec 21

Div No	Place	Sail No	Boat Name	Elapsd	AHC	Cor'd T	CHC	Skipper	Class	Fin Tim
3	1	840	Aye Sea Red	02:00:11	0.541	01:05:01	0.551	K Hill	Noelex 25-No-Spin	13:30:11
3	2	T3728	Jocimo	01:58:15	0.559	01:06:06	0.565	J Haig	Noelex 25-No-Spin	13:28:15
3	3	105	Full of Rascals	02:06:52	0.527	01:06:52	0.530	J Atkinson	Castle 650-No-Spin	13:36:52
1	4	6753	Fargo	02:07:23	0.530	01:07:31	0.530	M Ead	Farr 6000 No Spin	13:37:23
1	5	M193	Cygnat	02:10:00	0.531	01:09:02	0.525	D Bradburn	Cygnat 20 No SpCla	13:40:00
1	6	M112	Amerthyst	02:13:33	0.540	01:12:07	0.523	W Hardcastle	Cygnat 20	13:43:33
3	7	13	Farr-2-Sirius	01:51:09	0.651	01:12:22	0.629	B Harrison	Farr 740 Sports	13:21:09
3	8	100	True North	02:03:14	0.590	01:12:42	0.569	P Melbourne	Castle 650-No-Spin	13:33:14
3	9	8006	Cross Wind	02:01:38	0.604	01:13:28	0.580	G Schubert	Clubman 8	13:31:38
1	DNF	242	Gundaroo II		0.640			D Dyce	RL 24 SK	
1	DNF	2830	Deja vu		0.526			C Keevers	Farr 6000 No Spin	
3	DUT	007	Spy-C		0.585			B Bath	Spider24mk2NoSpin	

### Race 8 – Sunday 12 Dec 21

Div No	Place	Sail No	Boat Name	Elapsd	AHC	Cor'd T	CHC	Skipper	Class	Fin Tim
3	1	840	Aye Sea Red	41:58	0.551	23:07	0.554	K Hill	Noelex 25-No-Spin	14:36:58
3	2	13	Farr-2-Sirius	37:14	0.629	23:25	0.629	B Harrison	Farr 740 Sports	14:32:14
1	3	M112	Amerthyst	45:09	0.523	23:37	0.521	W Hardcastle	Cygnat 20	14:40:09
3	4	100	True North	41:39	0.569	23:42	0.566	P Melbourne	Castle 650-No-Spin	14:36:39
3	5	105	Full of Rascals	49:55	0.530	26:27	0.504	J Atkinson	Castle 650-No-Spin	14:44:55
3	DUT	007	Spy-C		0.585			B Bath	Spider24mk2NoSpin	

## OTB Race Results 18 Dec 21

### Race 4

Name	Boat Name	Class	Sail No	Finish Time	Elapsed Time	Yardstick	Corrected Time	Place
Peter Watson		Impulse	718	13:12:30	0:33:30	118.5	0:28:16	1
Warren Parrott	Catatonic	Maricat - Cat - GRP Hull	009	13:12:00	0:33:00	99.0	0:33:20	2
Chris Keevers	Adrenaline	Maricat - Cat - GRP Hull	2094	13:13:00	0:34:00	99.0	0:34:21	3
Brian Harrison	Not as Sirius	Weta - SQ - 2 up	842	13:11:00	0:32:00	90.0	0:35:33	4
Doug Dyce	Ninja	Maricat - Cat - GRP Hull	4002	13:15:00	0:36:00	99.0	0:36:22	5
Pam Shipway & Jacob Ridley	Hail Hydra	Hydra 16 - Single Trap	446	13:09:00	0:30:00	82.5	0:36:22	5
Gary Chalmers	See Ya	Laser	181705	13:23:00	0:44:00	114.0	0:38:36	7
Tom Howell	Sirocco	Windrush - Cat - SQ	3193	OOD				
Andrew Dyce	This Side Up	Maricat - Cat - GRP Hull	1204	DNF				
Simon Higgs	Wanderlust	Maricat - Cat - GRP Hull	781	DNF				
John Pateman	Brumby VII	Laser Radial	98983	DNS				

### Race 5

Name	Boat Name	Class	Sail No	Finish Time	Elapsed Time	Yardstick	Corrected Time	Place
Peter Watson		Impulse	718	13:59:50	0:31:50	118.5	0:26:52	1
Chris Keevers	Adrenaline	Maricat - Cat - GRP Hull	2094	14:00:00	0:32:00	99.0	0:32:19	2
Warren Parrott	Catatonic	Maricat - Cat - GRP Hull	009	14:00:05	0:32:05	99.0	0:32:24	3
Doug Dyce	Ninja	Maricat - Cat - GRP Hull	4002	14:01:00	0:33:00	99.0	0:33:20	4
Brian Harrison	Not as Sirius	Weta - SQ - 2 up	842	13:59:00	0:31:00	90.0	0:34:27	5
Gary Chalmers	See Ya	Laser	181705	14:08:10	0:40:10	114.0	0:35:14	6
Andrew Dyce	This Side Up	Maricat - Cat - GRP Hull	1204	14:03:13	0:35:13	97.0	0:36:18	7
Pam Shipway & Jacob Ridley	Hail Hydra	Hydra 16 - Single Trap	446	14:01:20	0:33:20	82.5	0:40:24	8
John Pateman	Brumby VII	Laser Radial	98983	14:16:05	0:48:05	114.0	0:42:11	9
Simon Higgs	Wanderlust	Maricat - Cat - GRP Hull	781	14:09:25	0:41:25	97.0	0:42:42	10
Tom Howell	Sirocco	Windrush - Cat - SQ	3193	OOD				

## Race 6

Name	Boat Name	Class	Sail No	Finish Time	Elapsed Time	Yardstick	Corrected Time	Place
Peter Watson		Impulse	718	14:43:20	0:23:20	118.5	0:19:41	1
Chris Keevers	Adrenaline	Maricat - Cat - GRP Hull	2094	14:43:09	0:23:09	99.0	0:23:23	2
Brian Harrison	Not as Sirius	Weta - SQ - 2 up	842	14:41:20	0:21:20	90.0	0:23:42	3
Pam Shipway & Jacob Ridley	Hail Hydra	Hydra 16 - Single Trap	446	14:40:00	0:20:00	82.5	0:24:15	4
John Pateman	Brumby VII	Laser Radial	98983	14:56:05	0:36:05	114.0	0:31:39	5
Warren Parrott	Catatonic	Maricat - Cat - GRP Hull	009	14:51:54	0:31:54	99.0	0:32:13	6
Andrew Dyce	This Side Up	Maricat - Cat - GRP Hull	1204	14:54:05	0:34:05	97.0	0:35:08	7
Tom Howell	Sirocco	Windrush - Cat - SQ	3193	OOD				
Doug Dyce	Ninja	Maricat - Cat - GRP Hull	4002	DNF				
Simon Higgs	Wanderlust	Maricat - Cat - GRP Hull	781	DNF				
Gary Chalmers	See Ya	Laser	181705	DNF				

## Series Score (Yardstick)

Name	Race No:						Total no drop	Position
	1	2	3	4	5	6		
Peter Watson	1	1	1	1	1	1	6	1
Chris Keevers	3	3	2	3	2	2	15	2
Brian Harrison	2	2	4	4	5	3	20	3
Warren Parrott	6	4	3	2	3	6	22	4
Pam Shipway & Jacob Ridley	7	5	5	5	8	4	35	5
Tom Howell	5	8	6	OOD	OOD	OOD	36	6
Doug Dyce	4	6	8	5	4	DNF	38	7
Gary Chalmers	DNC	DNC	DNC	7	6	DNF	63	8
John Pateman	DNC	DNC	DNC	DNS	9	5	64	9
Dave Bowerman	DNF	7	7	DNC	DNC	DNC	65	10
Andrew Dyce	DNC	DNC	DNC	DNF	7	7	67	11
Simon Higgs	DNC	DNC	DNC	DNF	10	DNF	71	12
Cam / Georgie / Chris	DNC	DNC	DNC	DNC	DNC	DNC	81	13

## CLUB BOAT & SOCIAL TROPHY 2021/2022

### Up to race 8 Spring

SURNAME	KNOWN AS	BOAT TYPE	BOAT NAME	CLUB BOAT activities	SOCIAL cruises only
				105	29
HILL	Ken & Tania	Noelex 25	<i>Aye Sea Red</i>	9	4
SPARKES	Phillip & Kim	Clubman 8	<i>Gypsea</i>	8	6
ATKINSON	Jamie & Kylie	Castle 650	<i>Full Of Rascals</i>	7	2
BATH	Brian & Heather	Spider 24 mk2	<i>Spy-C</i>	7	2
HARRISON	Brian & Valerie	Macgregor 26	<i>Waterbago II / Farr-2-Sirius</i>	7	2
CHALMERS	Garry & Cathy	Sonata 7	<i>Coconut Duck</i>	6	6
HAIG	John & Dorothy	Noelex 25	<i>Jocimo</i>	6	2
SCHURBERT	Graeme & Charmain	Clubman 8	<i>Crosswind</i>	6	1
NEWMAN	Kevin & Gaylene	Ross 780 mk3	<i>Only Time</i>	5	4
WHITE	Barry & Kathy	Noelex 25	<i>Free Spirit</i>	5	2
KEEVERS	Chris & Glennis	Farr 6000	<i>déjà vu</i>	5	0
MELBOURNE	Peter & Kerry	Castle 650	<i>True North</i>	5	0
EARL	Mark & Corenne	Farr 6000	<i>Farrgo</i>	4	0
HARDCASTLE	Will & Sue	Cygnet	<i>Amethyst</i>	4	0
POTTER	Robert & Sybil	Sonata 7	<i>Scallywag</i>	3	2
ARMSTRONG	Peter & Jacque	Farr 7500	<i>Enchantress</i>	2	2
DENAHY	David & Sandra	Noelex 25	<i>Ice Dancer</i>	2	2
PARKER	John & Carol	Noelex 25	<i>Liquid Lunch</i>	2	2
BRADBURN	David & Corinne	Cygnet	<i>Cygnet</i>	1	0
DYCE	Doug	RL24	<i>Gunundaroo 2</i>	1	0

Help us to celebrate

## **New Year at Shelley Beach, Myall Lakes**


We are hoping we will not be invaded by Pirates, Vikings or Beach Goers this year!

However, you will definitely see some

# **Ancient Greeks**

be they mathematicians, mythological gods, animals, warriors, athletes, heroes, thinkers, actors, politicians, philosophers to name but a few!

**Come in your ancient Grecian fashions, study your history, know your mythology, bring Greek food, wine, women and song...plenty of song!**






**Come on Aussie come on come on  
22<sup>nd</sup> to the 26<sup>th</sup> is the Australia week long  
cruise with the fireworks on the Saturday  
night the NHTYA will leave Styles Point by  
10.30 Saturday 22<sup>nd</sup> to head to the sand  
islands for a swim and a hearty Aussie  
lunch.**

**We will then hoist our sails and set off  
for afternoon sail around our great lake  
before beaching the yachts at some where  
close to the fireworks display and in a  
safe beaching position considering the  
weather conditions to enjoy the display.**

**Sunday will another sailing adventure  
with lunch being held at Green Point with  
another swim before those who have to  
attend work (sorry) can head home. Those  
lucky enough to keep cruising for the next  
few days can meet up with Wanderer on  
the Tuesday the 25<sup>th</sup> before sailing the  
lake for the 26<sup>th</sup> Australia Day activities  
Cruise Leaders Kev & Gay  
Only Time**

# Three Bridges Sydney Cruise.

Fri 18 – Sun 20 February 2022



Launching and leaving cars at *Kissing Point Boat Ramp* – no parking time restrictions! You can join us on *Thursday, Friday or Saturday*. And even stay longer than Sunday! *Thursday night* at *Kissing Point Boat Ramp* on trailer or at anchor on the *Paramatta River*. There is a sandy beach east side of the ferry jetty with BBQ and toilets.

*Friday* we'll explore the Parramatta River west of the Gladesville Bridge, meeting up with those launching Friday, and overnighing in a secluded cove.

*Saturday* is *3 Bridges In One Day!*

From *Gladesville Bridge*, under the *Sydney Harbour Bridge* then around Fort Dennison, back past the Opera House and under the *ANZAC Bridge* to overnight in Rozelle Bay anchorage. **(TBC)**. *We will be eating out for lunch!*

*Sunday* is exploring up around the *Western Harbour* back to *Kissing Point Boat Ramp*. *There is the option to pull out or stay another night!*

Expect to eat out a couple of times! More details to follow! Subject to Covid restrictions!

Cruise Organisers are Ken and Tania Hill on *Eye-Sea Red*. 0400208553  
[manunui30@yahoo.com](mailto:manunui30@yahoo.com)

## Wallis Lake Cruise

19<sup>th</sup> & 20<sup>th</sup> March 2022

Come and join Spy-C on her home waters on Wallis Lake Forster.

Home of the famous Wallis Lake oysters, Blue swimmer crabs & Wallis Lake trout.

For those who do not enjoy driving & prefer motoring down the Coolongolook River to Wallis Lake they can launch at Coolongolook boat ramp.

For those more adventurist crew they can travel the infamous Lakesway (Easier than the drive down to Violet Hill) to the Recky Club at Pacific Palms and join Spy-C there on the Friday.

For those who like a cruisy drive they can turn off North of Nabiac on to the Failford Rd and come in via Tuncurry & over the Bridge to Forster and view the beautiful water of the Wallis, then head south to Pacific Palms.

Those joining Spy-C on Friday can have a guided introduction sail on Wallis Lake - Home of the Famous Wild Cat Regatta.

Saturday we can all rondeau at a place to be decided - more details, maps forthcoming when we have the number of boats attending.

Please reply via email to Brian or Heather Bath if you are interested in joining the Wallis Lake Cruise. Email: [brianbath@bigpond.com](mailto:brianbath@bigpond.com)

See Ya There

Spy-C

# Myall Lakes

## Easter 2022

Friday 15<sup>th</sup> April to Monday 18<sup>th</sup> April

This year we will again attempt to start and finish the 4+ day long weekend cruise at 'Nerong'.

Nerong is about 10 Kms south of Bulahdelah on the highway, as you turn in off the highway you just follow it around for about 1km and the ramp is down on the right. It is a single ramp with a jetty/wall running parallel to the shore, the rigging area is limited, we usually park the cars and trailers along the road [it's as safe as anywhere] at the top of the ramp access road. For those that get there early you can over night on one of the public moorings close by. If you are unsure ring me, and I will give a more detailed idea of where to find them.

If you can let us know you are attending that would be nice and we won't leave without you. **We do have a limit on numbers for this trip**

From Nerong township we will head out into Nerong Creek, across the Broadwater, Mungo, Bomba Point and Two Mile for the first night.

All going to plan, by the end of the weekend we will get to Nerani Sands, River Mouth, Reedy Point, Cataway, Shelly Beach, Blossom, Johnsons, Two Horse, etc.

Hopefully the gods will still be kind to us and the water will be swimmable, of course there will be a Seasonal egg hunt.

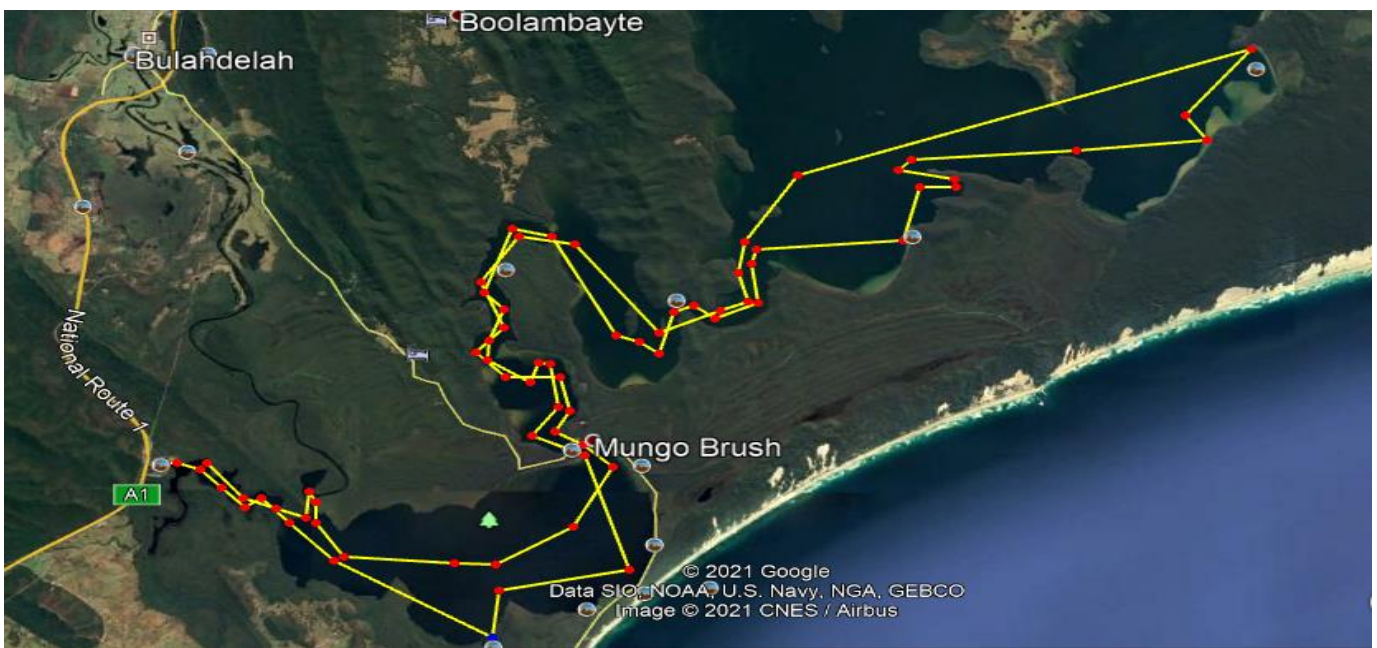
As usual you will need to bring your own water, food and fuel for the whole trip. The only shop is at Myall Shores and that has very limited stock. Fuel and water is not available anywhere, the closest coming from Newcastle way would be at the servo at the old Ayres Rock or Raymond Terrace.

Planning on having a fire most nights, so a couple of bags of wood to share would also help.

National Parks passes are not required for this trip as we are launching at Nerong.

Phillip and Kim 0414223654

Gypsea





# Tips for doing your Cat 7 Audit

## Part 3

In this last presentation, I have simply included information on anchor selection which is straight from the Special Regulations book. I have also added a self inspection and servicing guide for inflatables provided by Burke Lifejackets

You will see for Cat 7, primary anchor, has a minimum chain length of 5 metres and 45 metres warp length

### 4.05 ANCHORS

#### 4.05.1

(a) Anchors and ground tackle shall be carried according to [Table 1](#).

(b) Anchors and warps shall be sized according to [Table 2](#) or [Table 3](#) using the lesser as a minimum. Anchors of equivalent holding power shall be acceptable

(c) The primary anchor shall be carried assembled and attached to the ground tackle.

(d) A provision for securing the bitter end of the warp to a strong point on the boat prior to deploying the anchor shall be fitted.

*Note: For multihulls, owners are recommended to consider selecting an anchor and accompanying rode that is one size bigger, compared to a monohull of similar length overall.*

**TABLE 1 Number of Anchors and Length of Warps**

Function	Minimum length of chain	Plus length of Rope or Chain	
Primary anchor	10.0 m	50.0 m	1 2 3 4
Secondary anchor	2.0 m	40.0 m	1 2 3 4
Primary anchor	5.0 m	45.0 m	5 6 7

1 2 3 4 5 6 7

1 2 3 4 5 6 7

1 2 3 4

1 2 3 4 5 6 7

**GROUND TACKLE SIZES**  
**TABLE 2 - BASED ON L.O.A.**

LOA	ANCHOR High Holding Power		CHAIN	WARP	Suggested Warp Size	
	Plough Type e.g. CQR	Spade Type e.g. Danforth			Standard Link	Minimum Breaking Force
Metres	kg	size	mm	kN	mm	mm
Under 5	3.5	4S	6	4.5	8	8
Up to 6	4	8S	6	9	10	10
Up to 8	7	13S	6	9	10	10
Up to 9	9	22S	8	20	16	12
Up to 11	11	22S	8	30	20	14
Up to 13	15	40S	10	39	24	16
Up to 15	20	65S	10	39	24	16
Up to 17	25	65S	13	45	26	18
Up to 19	34	80S	13	45	26	18
Over 19 as certified by a marine engineer.						

**TABLE 3 - BASED ON DISPLACEMENT**

Displacement	ANCHOR High Holding Power		CHAIN	WARP	Suggested Warp Size	
	Plough Type e.g. CQR	Spade Type e.g. Danforth			Standard Link	Minimum Breaking Force
Kg	kg	size	mm	kN	mm	mm
Less than 815	4	8S	6	9	10	10
816 - 2500	7	13S	6	9	10	10
2501 - 4300	9	22S	8	20	16	12
4301 - 6550	11	22S	8	30	20	14
6551 - 9500	15	40S	10	39	24	16

9501 - 13600	20	65S	10	39	24	16
13601 - 20400	25	65S	13	45	26	18
20401 – 27200	34	80S	13	45	26	18
27201 and over	45	80S	14	60	32	20

Minimum breaking force should in no way be construed as a safe working load.

## INSTRUCTIONS FOR ANNUAL SELF INSPECTION

*Applicable for PFDs in recreational use only, for PFDs in commercial use inspections should only be performed by an accredited agent.*

### **Before you start**

1. Carefully read over all the instructions below
2. Ensure you have spare parts for your PFD. (See 'rearming components for Burke PFDs' in the PFD Service Section of the Burke web site. On inflator heads that use a green indicator clip to retain the manual firing lever, the clip will be broken during inspection. Ensure you have spare clips before you begin inspection. You may also need to replace the CO2 cylinder and on automatic models the cartridge/bobbin. All these parts can be purchased through a Burke retailer or service agent.
3. Ensure you have access to accurate kitchen or letter scales for checking the weight of the CO2 cylinder.
4. Print a copy of the Inflatable PFD self inspection certificate for every PFD being inspected
5. Record on the certificate the PFDs serial/PI number, model no., inflator head brand / type (manual or automatic) and last service date.

Record each inspection step as it is completed with a **Pass**, **Fail** or **NA** in check boxes provided on the certificate. If the PFD or a component fails any inspection step 1 through 6, the PFD or faulty component must be replaced before using the PFD, alternatively send the PFD to an accredited service agent for further test.

**Under no circumstances must you attempt any repairs, these must only be conducted by trained service personnel.**


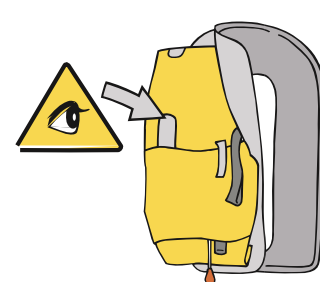

### **Step 1. General inspection**

#### 1.1 External Inspection - Check

- a) Cover has no excessive wear or visible damage.
- b) All cover closures (hook and loop, zippers etc) are serviceable.
- c) There is no visible damage or wear to any straps or stitching.
- d) All fastenings, adjustments and buckles are operating correctly.
- e) Safety lanyard attachment ring (when fitted) is not worn or damaged.

#### 1.2 Internal Inspection - Open cover and check

- a) retro-reflective tape is firmly attached and not damaged.
- b) Lifting becket webbing and stitching is not worn or damaged.
- c) Whistle operation (blow to check operation) and that whistle is securely attached.
- d) Oral inflation tube has no visible signs of damage.
- e) If fitted with emergency light check lights expiry date (replace if expired).



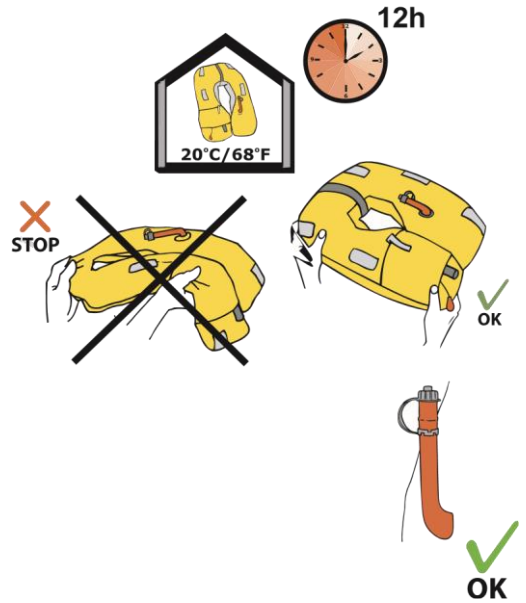
### **Step 2. Inspection of lung and oral valve**

#### 2.1 Check lung has no signs of excessive abrasion or wear.

*Pay extra attention to the folds and areas around inflation systems*



2.2 a) Remove Co2 cylinder from the inflator head by unscrewing the cylinder anti-clockwise. *On models fitted with a UML Pro Sensor inflator head check that the manual indicator status (top window) is red once cylinder has been removed. The Pro Sensor manual indicator status window should only show green when an unpierced CO2 cylinder is fitted correctly.* b) Inflate lung using the oral inflation tube.



c) Leave lung inflated with oral tube cap off in a room with a stable temperature of around 20°C for at least 12 hours

(temperature changes will affect lung pressure)

d) After 12 hours check there is no loss of pressure and no visible damage to lung. If lung is damaged or pressure falls the PFD must be replaced or sent to an accredited service station for further tests. Under no circumstances should you attempt to repair the PFD yourself

2.3 Deflate inflatable lung checking operation of oral inflation valve. Only deflate lung by inverting the oral tube cap and gently pressing the top of the inverted cap down into tube. **Do not put anything other than the inverted cap into the oral inflation tube, foreign objects may damage the oral valve.**

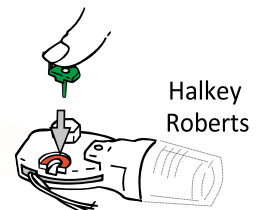
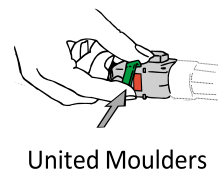
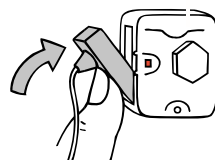
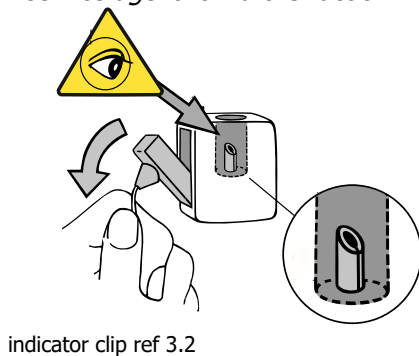
When the lung is fully deflated fit the oral tube cap back into its normal position.

### **Step 3. Examine operation of manual inflator** (applicable for all inflator heads)

3.1 With CO2 cylinder removed pull manual firing lanyard down sharply to ensure lever moves freely and that the piercing cutter becomes proud of the sealing washer at base of the upper threaded section. On inflator heads where the lever is secured by a green indicator clip this action will break the indicator clip. If lever moves freely and piercing cutter becomes proud fold lever back up into normal position.

3.2 On inflator heads that use an indicator clip to secure the lever, fit a new green indicator clip now.

*If the manual inflator does not operate properly the PFD must be replaced or sent to an accredited service agent for further action.*



## Step 4. Inspection and rearming automatic valve (automatic inflation models only)

only)

The automatic activation mechanism (Cartridge or bobbin as applicable) must be replaced if it has been immersed in water, is past its expiry date or if the expiry date falls before the PFDs next scheduled service.

**Do not refit a Co2 cylinder unless the automatic valve is correctly armed.**

4.1 For models using United Molders automatic inflators fitted with water sensing cartridge (Fig 1.) a) Unscrew the cartridge anti clockwise.

*On models fitted with UML Pro Sensor inflator head the automatic indicator status (bottom window) should be red when the water sensing cartridge has been removed or activated. The Pro Sensor automatic indicator window should only show green when an armed cartridge is correctly fitted.* b) Check that the cartridge is clean and completely dry

c) Record the expiry / replace by dates printed on cartridge on the service inspection certificate and check the green indicator status disc at base of cartridge is visible. Discard and replace with new cartridge if expiry / replace by date falls before next service due date or the green status indicator disc at the base of cartridge is not visible

d) Rearm by screwing cartridge clockwise onto base of inflator head. Tighten firmly by light hand force only (use no tools) Ensure thread is not obstructed and that green automatic status indicators are visible.

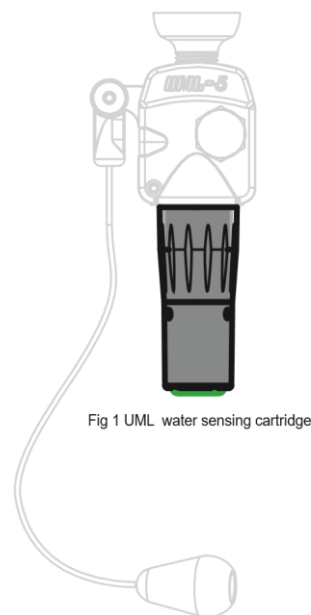


Fig 1 UML water sensing cartridge



4.2 For models using Halkey Roberts automatic inflator with transparent head and water sensing bobbin (Fig 2.).

a) Check green indicator is showing at base of the transparent head. If indicator is showing red the water sensing bobbin has been activated and should be replaced.

b) Remove water sensing bobbin by unscrewing transparent head anti clockwise.

The Halkey Roberts water sensing bobbin has a 4 year expiry and is printed with the date of manufacture (Month, Day, and Year).

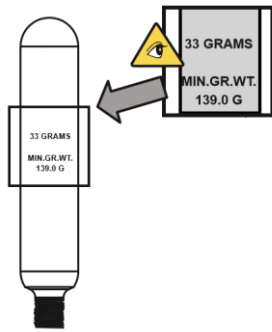
Calculate when bobbin replacement is due by adding 4 years onto date of manufacture. Discard and replace bobbin if indicator at base of transparent head is red (refer 5.2.a) or the bobbin expiry date falls before the PFDs next service due date. c) Record the bobbin expiry / replacement date on service inspection certificate

d) Rearm automatic firing mechanism by fitting the bobbin onto base of the inflator head (white side facing away from head) and reinstalling the transparent head (screw clockwise by light

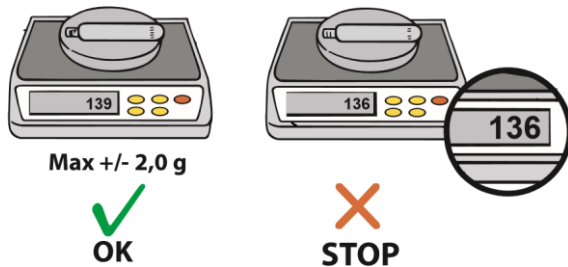
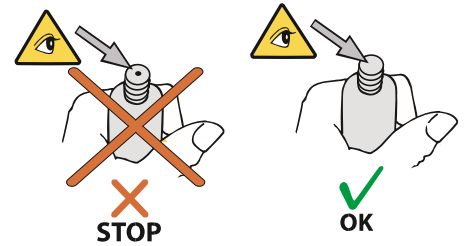
hand force until tight). Ensure thread is not obstructed and automatic status indicator at base of transparent head is green.



## Step 5. Inspection of CO2 cylinder



5.1 Check that the size / type of CO2 cylinder is correct for the PFD. The Cylinder size is displayed on the cylinder as well as on the PFD lung adjacent to the CO2 inflator head.



5.2 Check that the CO2 cylinder is not damaged, is free from rust and corrosion and has not been pierced. Replace any cylinder that is pierced, damaged or exhibiting any signs of rust or corrosion.

5.3 If cylinder is serviceable (refer 5.2) weigh the cylinder on kitchen or letter scales. The cylinders

weight should correspond to MIN.GR.WT engraved on cylinder +/- 2 g. Record MIN.GR.WT and actual weight of cylinder on the inspection certificate.

**If cylinder weight is incorrect or cylinder is in anyway defective it must be replaced (Any replacement cylinder should be checked in same manner) *Dispose of scraped CO2 cylinders immediately.***

## Step 6. Refit CO2 cylinder

6.1 Confirm

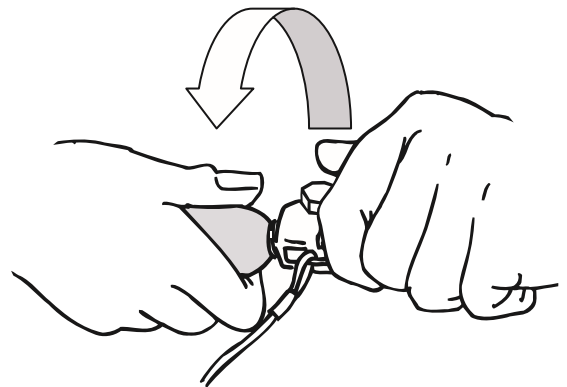
- manual inflator mechanism has passed inspection step 3
- On automatic models that the automatic valve is armed and has passed inspection step 4.
- the CO2 cylinder being fitted has passed inspection step 5

6.2 To refit cylinder hold the inflator head firmly and screw the CO2 cylinder clockwise into top of inflator head. Hand tighten until firm.

***Do not use any tools or undue force***

Note: For the piercing cutter to work correctly the CO2 cylinder (and automatic inflation mechanism on automatic models) must be firmly hand tightened onto the CO2 inflator head.

*On UML Pro Sensor inflator heads the PFD is fully armed only when all indicator status windows are green.*



## Step 7. Record Service Inspection on PFD

7.1 If PFD has passed all applicable self inspection steps 1 through 6 above Sign and date in permanent laundry marker the service inspection history label located on inflator head side of lung. For a Self inspection prefix the service date by the letters **SI** to indicate 'self inspection'. The date format should be kept consistent across the PFDs service inspection history.

## Step 8. Repack PFD

8.1 Repack PFD according to instructions provided in your PFDs owners manual.

**Ensure that the manual inflation pull lanyard and knob is not tangled and that it is accessible when PFD is donned.**

## Step 9. Certify the PFD self inspection certificate.

9.1 Sign self inspection certificate and record date self inspection was completed.

It is also recommended that next inspection due date is noted on the certificate.

The completed self inspection certificate should be kept in boats safety equipment log for future reference.

### BURKE INFLATABLE PFD SELF INSPECTION CERTIFICATE

Applicable for Burke inflatable PFDs in recreational use only

**BEFORE YOU START:** Carefully read 'Burke Inflatable PFDs Instructions for Annual Self Inspection. Record result of each inspection step when completed with a 'PASS', 'FAIL' or 'NA' as applicable in the spaces provided on this certificate. If a PFD fails **any** inspection step 1- 6 the PFD or faulty component must be replaced before use.

Alternatively the PFD should be sent to an accredited service agent for further testing.

**Under no circumstances must you attempt any repairs yourself.**

Serial / PI No.		Last service date (date of purchase if 1st service)	MM	YY
-----------------	--	--	----	----

PFD Model		Inflator head brand + type (manual or automatic)	
-----------	--	--	--

#### STEP 1. GENERAL INSPECTION

RESULT

1.1 EXTERNAL INSPECTION: cover , closures, straps, stitching, fastenings, adjustments, buckles.	
1.2 INTERNAL INSPECTION: retro-reflective tape, lifting becket, whistle, oral tube, light	

#### STEP 2. INSPECTION OF LUNG AND ORAL VALVE

RESULT

2.1 VISUAL INSPECTION OF LUNG	
2.2 RESULT OF LUNG LEAKAGE TEST	
2.3 OPERATION OF ORAL INFLATION TUBE / VALVE	

#### STEP 3. EXAMINE OPERATION OF MANUAL INFLATOR

RESULT

3.1 OPERATION OF MANUAL INFLATOR VALVE (applicable for all inflator heads)	
3.2 FIT NEW FIRING INDICATOR CLIP	

#### STEP 4. INSPECTION AND REARMING OF AUTOMATIC VALVE (automatic inflation models only)

Expiry Date RESULT

4.1 UML INFLATORS RECORD EXPIRY DATE AND CONFIRM MECHANISM IS ARMED.	MM / YY	
4.2 HR INFLATOR RECORD EXPIRY DATE AND CONFIRM AUTO MECHANISM IS ARMED	MM / YY	

#### STEP 5. INSPECTION OF CO2 CYLINDER

RESULT



5.1 CONFIRM CORRECT SIZE / TYPE OF CO2 CYLINDER FITTED TO PFD					
5.2 CO2 CYLINDER IS UNPIERCED AND FREE FROM DAMAGE , RUST OR CORROSION					
5.3 WEIGH AND RECORD WEIGHT OF CO2 CYLINDER	MIN.GR.WT		ACTUAL WEIGHT		

**STEP 6. REFIT CO2 CYLINDER**

RESULT

6.1 CONFIRM INSPECTION STEPS 3 - 5 COMPLETED					
6.2 NEW OR INSPECTED (refer step 5 ) CO2 CYLINDER FITTED TO INFLATOR HEAD					

RESULT

P 7. SIGN AND DATE SERVICE INSPECTION SCHEDULE ON PFD					
---	--	--	--	--	--

P 8. REPACK PFD ACCORDING TO PFD OWNERS MANUAL					
--	--	--	--	--	--

<b>STEP 9.</b> I hereby certify that the PFD (identified top of page) has been inspected and serviced in accordance with Burke Marines instructions for annual self inspection and that the PFD and components have PASSED all applicable service inspection steps 1- 8.				MM / YY / NEXT INSPECTION DUE
--	--	--	--	----------------------------------

NAME:

SIGNATURE:

DATE:

-----

ADDRESS:

-----

**PLEASE RETAIN COMPLETED DOCUMENT UNTIL NEXT SERVICE INSPECTION**

# **NHTYA VHF RADIO PRESENTATION (Nov. General Meeting)**

**by Peter Melbourne Nov 2021**

These are the notes from our November General Meeting presentation. The aim of the presentation was to improve the effectiveness of our radio communications and not cause adverse scrutiny by the governing authorities.

The marine radio system is an international system. In Australia, the governing body is Australian Communications and Media Authority (ACMA) and managed by the Office of Maritime Communications (OMC) at the Australian Maritime College (AMC).

## **Marine radios: 27Mhz, VHF and HF**

VHF & HF radios require a certificate of proficiency. A HF radio needs to be individually licensed. The reason for the operator license is so that operators know how to use the equipment, particularly in an emergency.

A recent report expressed concerns that although VHF radio sales has increased in NSW, applications for certificates of competency have decreased.

Max. penalties for misuse of radio system: 2 years imprisonment and 1500 penalty points. At \$110 per penalty point = \$165,000.

No certificate of proficiency for 27Mhz but shorter range (6 to 16km) and frequency no longer monitored by Marine Rescue. NHTYA Racing instructions require each vessel to have a working VHF radio. Radio checks are conducted before the start of each race day.

VHF has a clearer transmission with up to 20km range vessel to vessel and 50km to shore base. Still line of sight although some channels have repeaters. Eg Duty boat at Rathmines may not hear a race boat at the Carey Bay mark due to Coal Pt.

## **Certificate of Competency courses (one off)**

"Short Range Operator Certificate of Proficiency" SROCP

- Marine Rescue (Belrose) three and a half hours with exam \$230
- On-line "Above and Beyond Boating", \$135 plus exam and license (\$89 or \$100).

Marine VHF Radio Operators Handbook: view for free (OMC site) or \$16.50 plus \$4.00 postage.

Pre-course preparation. Phonetic Alphabet

Good to know you boat name in phonetic alphabet.

# VHF MARINE RADIO CHANNELS



CHANNEL NUMBERS IN BLUE ARE FOR SHIP-TO-SHORE COMMUNICATIONS  
 CHANNEL NUMBERS IN RED ARE FOR SHIP-TO-SHIP COMMUNICATIONS  
 CHANNEL NUMBERS IN BLACK ARE FOR BOTH  
 SHIP-TO-SHORE AND SHIP-TO-SHIP COMMUNICATIONS

A VHF radio is a "party line" i.e. many users.

Messages need to be brief

Priority is given to

- 1 Mayday – grave and imminent danger eg boat sinking, uncontrolled fire etc.
- 2 Pan Pan – Urgent assistance required. Eg boat drifting towards rocks, man overboard.
- 3 Securite (SAY\_CURE\_E\_TAY) – important navigation or weather warning.

Channel 16 – Calling, suggest switching to other channel.

Don't use repeater channels.

DSC Digital Selective Calling, pre encrypted information linked with GPS.

NHTYA mostly uses channel 72

NOTE – Channel 72 also used by professional fishing vessels, commercial vessels and port operations.

## RADIO PROTOCOL

Good radio protocol ensures best results of radio system and doesn't attract adverse scrutiny. Bad language is never tolerated.

## **EXAMPLE 1**

### **Routine calling (Ch 72)**

#### **Pre race radio check. True North is duty boat.**

Boat/s called: Catalina Fleet (all boats in our race fleet)  
"This is" This is  
Boat calling x2 True North, True North  
Message Commencing radio check  
Finish Out

#### **NEXT MESSAGE**

Boat/s called: Farr 2 Sirius  
"This is" This is  
Boat calling x2 True North, True North  
Message Radio check please  
Finish Over

#### **NEXT MESSAGE**

Boat/s called: True North  
"This is" This is  
Boat calling x2 Farr 2 Sirius, Farr 2 Sirius  
Message Reading you loud and clear  
Finish Over

#### **NEXT MESSAGE**

Boat/s called: Farr 2 Sirius  
"This is" This is  
Boat calling x2 True North, True North  
Message Also reading you loud and clear  
Finish Out

## **EXAMPLE 2**

### **Shortening course**

Boat/s called: Farr 2 Sirius  
"This is" This is  
Boat calling x2 True North, True North  
Message Can you indicate name and position of lead boat.  
Finish Over

#### **NEXT MESSAGE**

Boat/s called: True North  
"This is" This is  
Boat calling x2 Farr 2 Sirius, Farr 2 Sirius  
Message Lead boat is Déjà vu. They are 400 metres short of Andersen Mark.  
Finish Out

#### **NEXT MESSAGE**

Boat/s called: Catalina Fleet  
"This is" This is  
Boat calling x2 True North, True North  
Message Due to light winds, the course has been shortened. Proceed directly to Rathmines finish line after rounding Andersen mark. Please acknowledge.  
Finish Over

## **EMERGENCY CALL EXAMPLE**

Select channel 16  
Boat/s called: MAYDAY, MAYDAY, MAYDAY

"This is"	This is
Boat calling x3	True North, True North, True North
Position	500 metres due east of Coal Point, Lake Macquarie.
Nature of distress	A powerboat has collided with our yacht. Powerboat has capsized and our yacht is taking on water. Passengers from powerboat are in the water and injured.
Finish	Over

Imagine that your radio is about to die so most important information to get out immediately after the Mayday is your position.

Description of distress gives responding authority an accurate view on what and how many resources

**CELEBRATION OF A NATION—**



# **AUSTRALIA DAY**

**2022 AUSTRALIA DAY REGATTA for the  
+Doug Prosser OAM Trophy**



**Wednesday 26 January 2022  
At Illawarra Yacht Club**

Starting from 10 am – Round the Bay Courses -Access Dinghies\*

Starting from 11 am – Round the Bay Courses -Junior Dinghies\* \*Free entry

Starting from 12:30 pm – Round the Lake or Club Courses TBA

- Division 1      Open Monohulls
- Division 2      Sailboards
- Division 3      Open Multihulls and WETA
- Division 4      16' Skiffs
- Division 5      Trailable Yachts

Entries: All divisions - \$5

For further info: contact Bob Bower 0414 672739    <https://www.facebook.com/SailingAtlyc/>

# Club Merchandise for Sale

Stocks of NHTYA Club shirts - contact Kev 0411 157 137

Stocks of NHTYA Club caps, coolers and Burgees - contact Phillip 0414 223654

Caps \$25 each



Shirts \$25 each



Stubby Holders \$5 each



**ANTHEM OF THE**  
**NHTYA**

From the shores of Lake Mac-quar-ar-ie  
To the sands of Ner-an-ie  
We will sail our trailer sailers  
In the best of company

We will race and cruise to-ge-ther  
In weather, come what may  
We are proud to fly the bur-gee of  
The N.H.T.Y.A

Presented by  
"THE OLD SALT SHAKERS" at Australia Day  
Styles point 1999  
(tune to "Halls of Montezuma")

# NHTYA 2022 PROGRAM

Date		Activity	Location	Contact	Points	Extra Info	
Jan	1-2		Cruise (Ancient Greeks)	Myall Lakes		2	New Years eve
Jan	8-9	Sat-Sun	Race 1&2	Styles point	Chris Keevers 0437181 446	2	
Jan	15	Sat	OTB	Rathmines	Brian Harrison 042279452		
Jan	22-26	Sat-Sun	Cruise	Styles	Kev	2	
Jan	29-30	Sat-Sun					
Feb	5-6	Sat-Sun	Race 3&4	Styles point	Chris Keevers 0437181 446	2	
Feb	12	Sat.	OTB	Rathmines	Brian Harrison 042279452		
Feb	15	Tuesday	Meeting	Club Macquarie	Ken Hill 0400208553		
Feb	19-20	Sat-Sun	Cruise	Sydney	Ken and Tania 0400208553	2	
Feb	26-27	Sat-Sun					
March	5-6	Sat-Sun	Race 5&6	Styles point	Chris Keevers 0437181 446	2	
March	12-13	Sat-Sun					
March	15	Tuesday	Meeting	Club Macquarie	Ken Hill 0400208553		
March	19-20	Sat-Sun	Cruise	Wallis Lake	Brian & Heather Bath brianbath@bigpond.com	2	
March	26	Sat	OTB	Rathmines	Brian Harrison 042279452		
April	2-3	Sat-Sun					
April	8-10	Fri-Sun	Regatta	Port Stephens			
April	15-18	Fri-Mon	Cruise	Myall Lakes	Phillip & Kim 0414223654		EASTER
April	19	Tuesday	Meeting	Club Macquarie	Ken Hill 0400208553		
April	23-25	Sat-Sun					Anzac day Mon = long weekend
April/May	30-01	Sat-Sun	Race 7&8	F-jetty	Chris Keevers 0437181 446	2	
May	7	Sat	OTB	Rathmines	Brian Harrison 042279452		
May	14-15	Sat-Sun	Cruise			2	
May	17	Tuesday	AGM	Club Macquarie	Ken Hill 0400208553		
May	21	Sat	OTB	Rathmines	Brian Harrison 042279452		
May	28-29	Sat-Sun	Race 9&10	F-jetty	Chris Keevers 0437181 446	2	
June	4-5	Sat-Sun					
June	11-13	Sat-Mon	Cruise				Queen's birthday long weekend
June	11-13	Sat-Mon	Regatta	Lake Keepit			
June	18-19	Sat-Sun					
June	21	Tuesday	Meeting	Club Macquarie			
June	25	Sat	Presentation night				
July	2-3	Sat-Sun					



July	9-10	Sat-Sun					
July	16-17	Sat-Sun	Cruise	On-Shore		2	
July	19	Tuesday	Meeting	Club Macquarie			
July	23-24	Sat-Sun					
July	30-31	Sat-Sun					
Aug	6-7	Sat-Sun					
Aug	13-14	Sat-Sun	Cruise			2	
Aug	16	Tuesday	Meeting	Club Macquarie			
Aug	20	Sat	OTB	Rathmines	Brian Harrison 042279452		
Aug	27	Sat	AUDIT day				
Sept	3-4	Sat-Sun	Race 1&2	F-Jetty		2	
Sept	10-11	Sat-Sun					
Sept	17-18	Sat-Sun	Cruise			2	
Sept	20	Tuesday	Meeting	Club Macquarie			
Sept	24	Sat	OTB	Rathmines	Brian Harrison 042279452		
Oct	1-3	Sat-Mon	3&6 hour regatta	Styles			
Oct	8-9	Sat-Sun					
Oct	15-16	Sat-Sun	Race 3&4	Styles point		2	
Oct	18	Tuesday	Meeting	Club Macquarie			
Oct	22	Sat	OTB	Rathmines	Brian Harrison 042279452		
Oct	29-30	Sat-Sun	Cruise			2	
Nov	5-6	Sat-Sun					
Nov	12-13	Sat-Sun	Race 5&6	Styles point		2	
Nov	15	Tuesday	Meeting	Club Macquarie			
Nov	19	Sat	OTB	Rathmines	Brian Harrison 042279452		
Nov	26-27	Sat-Sun	Cruise			2	
Dec	3-4	Sat-Sun					
Dec	10	Sat	Xmas Party				
Dec	10-11	Sat-Sun	Race 7&8	Styles point		2	
Dec	17	Sat	OTB	Rathmines	Brian Harrison 042279452		
Dec	24-25	Sat-Sun					
Dec	31-01	Sat-Sun	Cruise	Myall Lakes		2	
<b>THESE DATES AND INFORMATION CAN CHANGE! SO PLEASE CHECK YOUR NEWSLETTER CLOSER TO THE ACTIVITY</b>							